

Roadside Assistance
Holden Servicing
Paint and Body Care
Accident Guidance

holden.com.au

Customer Care

Holden. **Go better.** 



A word about this brochure. We have tried to make this brochure as comprehensive and factual as possible. However, since the time of printing some of the information you'll find here may have been updated. Also, some of the equipment shown or described through this brochure may have been changed and / or is available at extra cost. Further, GM Holden Ltd ABN 84 006 893 232, reserves the right to make changes at any time without notice, in prices, colours, materials, equipment and models. Your Holden Dealer has details, and before ordering, you should ask them to bring you up to date. No Holden Dealer or other person is authorised or permitted to give or make any statement, assertion or undertaking in relation to the quality, performance characteristics, descriptions or fitness for any purpose of any Holden product which is at variance with any written statement, assertion or undertaking on any of these subjects given or made by GM Holden Ltd in its published sales literature, and GM Holden Ltd does not accept any liability for any such unauthorised action. GM Holden Ltd has authorised Dealers in many parts of Australia for the sale of service parts and the provision of service to owners of Holden's products. Every endeavour is made to ensure that such Dealers carry adequate stocks of service parts, but GM Holden Ltd doesn't make any promise other than that contained in the New Vehicle Warranty given by GM Holden Ltd that such parts or service facilities will be available at any specific location or at any particular time. Express warranties offered for Holden products are subject to the conditions set out in all vehicle handbooks. Details also available from GM Holden Ltd on request. Copyright GM Holden Ltd. September 2008. emerstudio CCARE0808 AD12630 Revised MST2636 RA-C 86.0M.01/07. Item No. 92057435/92187633

Holden Roadside Assistance

1800 817 100

General Enquiries

1800 033 349

Visit our website at holden.com.au

*Please keep this guide in your
glovebox for easy reference*

Roadside Assistance 2

*Holden Roadside Assistance
Every new Holden is covered
What you can count on Holden to do
Conditions of supply*

Holden Servicing 6

*Keeping you safe on the road
Protecting your warranty
Helping with resale
The Holden Difference
What to expect
Keeping your Holden running at its best*

Paint and Body Care 11

*Maintaining the optimum level of paint finish
Common causes of paint deterioration
Holden car care products*

Accident Guidance 15

*Being prepared – safety equipment
Handling the situation
Repairing your Holden
Crash repair parts
Making sure you have the right insurance
Understanding your repairer
Accident details and insurance request forms*



Holden Roadside Assistance

Keeping you on the go Wherever you go, it's good to know Holden is with you all the way. This guide provides you with helpful assistance, maintenance and accident information to ensure you continue to enjoy your new Holden for many years to come. It all starts with Roadside Assistance.

**Every new Holden is covered
24 hours a day, 7 days a week**

No matter what new Holden you've bought, your vehicle receives 12 months complimentary coverage from our Roadside Assistance program, from the date of your vehicle's first registration. It's a comprehensive package, giving you unlimited calls for Roadside Assistance. All services provided are subject to the Conditions of supply found in this guide.

It's there just in case Quality is fundamental to building cars at Holden. Our goal is to make our vehicles consistently reliable, but things can and do happen. If something pops up out of the blue, all you do is call for assistance on 1800 817 100.

What you can count on Holden to do

- 1 Assist you in the event of a mechanical breakdown
- 2 Tow if your vehicle has broken down and we're unable to get it mobile
- 3 Provide enough fuel to get your vehicle to the nearest service station, if you've run out
- 4 Change your vehicle's tyre/wheel in case of a flat
- 5 Open your vehicle if you've lost your keys or locked them in the vehicle
- 6 Jump-start your vehicle if your battery is flat
- 7 Provide a single one way metropolitan taxi fare to a maximum of \$55 (including GST) if your vehicle has broken down and cannot be made mobile
- 8 Provide personal care and assistance when you need it most. If you or your vehicle are involved in an accident, vehicle theft and/or medical emergency, we'll:
 - a) Provide advice on what to do and who to call
 - b) Relay messages on your behalf to people affected by your delay or to your insurer
 - c) Arrange special transportation and repatriation, at your expense, to a medical facility closer to home, if you or a passenger become ill or injured and require hospitalisation for three days or more



Conditions of supply

Holden Roadside Assistance is provided based on the following conditions.

Service Costs: Roadside Assistance covers all eligible Holden vehicles at the roadside, as described in 1 – 8, except parts not covered under warranty and additional equipment or arrangements requested as per these conditions of supply.

Trafficable Roads: Service can only be provided to vehicles on a constructed road/driveway that is legally trafficable by a conventional two wheel drive vehicle and/or towing recovery vehicle.

Service Limitations: Roadside Assistance services will be refused where, under initial inspection, it can be reasonably determined that the vehicle has undergone major body modifications or has been participating in any form of motor sport, the driver has been engaged in unlawful activity or driving under the influence of alcohol or drugs, or where there is a perceived safety risk in supplying any of the services.

Bogged Vehicles: Roadside Assistance will be provided if your vehicle becomes stranded on a trafficable road and where no special equipment is required (e.g. power winches or extended cables).

Vehicle Rescue: If your vehicle has become disabled off a legally trafficable road such as a beach, field or creek bed, Roadside Assistance will attempt vehicle rescue; however, this will be at the driver's expense.

Remote Areas: In remote areas you may experience delays in obtaining Roadside Assistance owing to your location, the availability of the Service Provider and accessibility. Remote areas are defined as areas within Australia that are sparsely populated and where normal Auto Club services are not readily available.

Attempted Repairs: Should you request Roadside Assistance the Service Provider will examine the vehicle upon arrival. If it is found that a third party has attempted repairs causing further problems and the Service Provider considers the vehicle cannot be started or driven without risk of further damage, service may be refused. In these circumstances the driver will be responsible for any towing costs incurred.

Collision/Accident: If your vehicle is damaged as a result of a collision or impact with any object, whether caused by mechanical failure or for any other reason or incident (including fire), towing assistance can be arranged at the driver's expense.

Home Assistance: Roadside Assistance will be provided at the home address in the same way as at roadside. However, during times of peak demand, 'at roadside' calls will be given priority over that of 'at home' calls for assistance.

Unattended Vehicles: The driver, or a representative, must wait with the vehicle until the Service Provider arrives. Unattended vehicles will not be serviced under any circumstances. Where the driver has elected an authorised representative, the representative must hold a current driver's licence in case the vehicle is required to be moved. Where the vehicle is found to be unattended, any subsequent calls for assistance will be at the driver's expense.

Special Equipment: Should special equipment be necessary to deliver effective service and/or where the Service Provider is required to make arrangements for the supply of any special equipment, the additional cost will be the driver's responsibility.

Natural Disasters / Industrial Disputes: If a natural disaster or an industrial dispute places extraordinary demands on service resources, Holden Roadside Assistance may alter and/or offer alternative assistance. If a disabled vehicle cannot be reached owing to events such as floods or bushfires etc, Holden Roadside Assistance will endeavour to provide whatever assistance is practicable under the circumstances.

Damage during Service: If you believe your vehicle has been damaged as a result of a Roadside Assistance service, you should contact a Holden Customer Service Operator on 1800 033 349. The vehicle in question must be inspected by a person authorised by Holden and agreement gained prior to any further repairs being undertaken.

Towing: If unable to mobilise your vehicle from the breakdown site, then towing will be supplied where the following applies:

Metropolitan Areas: In the metropolitan area your vehicle will be towed to the nearest Holden Dealer or up to a distance of 20 kilometres, should you choose an alternate towing destination. Any additional towing will be charged to the driver. Should the breakdown occur out of Holden Dealer business hours, your vehicle will be stored and delivered to the nearest Holden Dealer on the next available working day.

Country Areas: In country areas, your vehicle will be towed to the nearest Holden Dealer or the Roadside Service Provider's facility, whichever is nearer. If your vehicle cannot be mobilised at the Service Provider's facility, your vehicle will be transported to the nearest Holden Dealer as soon as is practicable.

Caravans and/or any form of registered trailer will be transported to the same destination as your vehicle if it becomes disabled.

Towing Limitations: Towing will only be provided if the vehicle can be transported within the legal weight and physical dimension limitations of the Service Provider's standard network equipment. For vehicles exceeding these limitations and/or where specialist towing equipment is required, towing will be arranged at the driver's expense.

Metropolitan Taxi Service: Where Roadside Assistance offers a taxi journey to the driver as a result of the vehicle being unable to be driven due to a mechanical breakdown, a one way journey will be provided from the incident site up to the value of \$55*.

Any additional fares and/or subsequent taxi trips will be at the expense of the driver.

Out of Fuel: Wherever possible, Roadside Assistance will supply fuel to enable a vehicle that has run out of fuel to be driven to the nearest service station (the supply of fuel may be charged to the driver). Where it is not possible or practical to supply fuel, a tow will be provided to the nearest facility.

Tyre/Wheel Changing: Holden Roadside Assistance will help you replace a damaged tyre/wheel with your vehicle's spare. Where the spare is not serviceable, roadworthy or compatible, a tow to the nearest facility that is able to supply and/or repair the tyre/wheel will be provided at the driver's expense.

Flat Battery: If you are unable to start your vehicle because of a flat battery, the Service Provider will attempt to jump-start your vehicle. If the vehicle's original battery is found to be faulty and is still covered by the 12 month battery warranty, a replacement battery will be arranged and installed. If your battery is out of warranty a replacement battery can be arranged and installed at your expense.

Lockouts: If your keys are locked in the vehicle, Roadside Assistance will attempt to open the vehicle. The owner may be asked to sign an indemnity releasing the Service Provider from any liability should damage be caused by such forced entry. Where necessary, Roadside Assistance will arrange for a tow to the dealer or, if possible, for a locksmith to attend at the driver's expense.

Cargo: Holden or its Service Provider will accept no responsibility for the security and/or any loss associated with a disabled vehicle's cargo which may result from providing Roadside Assistance and/or towing.

Neglect and/or Abuse: Holden or its Service Provider will not be responsible for additional or increased costs and expenses owing as a result of vehicle abuse or neglect by the owner/driver. Repeated incidents by an owner/driver of a similar nature where it can be reasonably determined that the frequency and/or type of incident is a direct result of owner/driver negligence will result in a suspension of Roadside Assistance services.

Sale of Vehicle: Holden Roadside Assistance stays with the vehicle, so if you sell your vehicle during its coverage, it is still eligible for the balance of the Holden Roadside Assistance. The new owner simply registers for the service by using the change of ownership form supplied in the owner's handbook or Roadside Assistance booklet.

General Customer Comments: Please direct any comments or concerns regarding the Roadside Assistance program and/or the service/s provided, to a Holden Customer Service Operator on **1800 033 349**.

For information on Holden's privacy policy visit holden.com.au or call Holden Customer Assistance on **1800 033 349**.

Note: Holden reserves the right to change the Service Provider's conditions and supply procedures at any time, without notice.

*Prices quoted are inclusive of GST



Holden Servicing

Go for total confidence Servicing your Holden at an authorised Holden Service Centre gives you total confidence that everything is carried out to Holden specifications, using Holden approved parts. This adds to buyer confidence when it comes to selling your vehicle.

Keeping you safe on the road

At Holden, making quality, reliable vehicles is number 1 in importance. But, like anything mechanical, you have to maintain it to keep it functioning at its best. Even if your car isn't put to the test every day, it's important that "the basics" are checked and serviced regularly throughout your car's life. Changing the oil, checking your brakes and transmission fluid – it's all part of keeping you safe on the road.

Protecting your warranty

Every new Holden comes with a factory warranty. That warranty covers your Holden for items including engine, transmission, clutch, and interior/exterior components during the warranty period. Check your handbook for full details. Servicing your Holden at an authorised Holden Service Centre gives you total confidence that your maintenance or repair is carried out to Holden specifications.

Helping with resale

When it comes to selling your car, one of the first things most prospective buyers want to see is the service handbook. They want some "objective" assurance that you've looked after your vehicle and that they're not going to be stuck with "surprise" problems. You would expect the same. Regular servicing at a Holden Service Centre gives you permanent records that will assist with the sale of your vehicle. So it works to your advantage to demonstrate that you've maintained the car, had it serviced by top quality technicians and used top quality parts.

The Holden Difference

All Holden Dealers subscribe to a standard of excellence. We call it "The Holden Difference." It's there to ensure that dealer workshop practices provide a consistently high quality for all service and repair work. We are committed to making sure all Holden vehicles are correctly diagnosed, repaired and serviced, resulting in consistent "right first time" performance. It's a commitment we will always stand behind. Here are some of the ways the service you receive is different.

Specialist technicians

All cars are not the same. That's why we insist that every technician who works for us goes through a rigorous training program to become knowledgeable about all Holden models. Whatever Holden you drive, you can rest assured that our technicians are more up to speed on what's under the hood than anyone outside of the Holden Dealer network.

Over 300 outlets – One standard

Unlike most service outlets, we have a Technical Assistance Centre, staffed by Holden factory engineers. If the technician servicing your vehicle needs help, they can rely on the expert engineers at the centre for advice and direction.

Latest computerised technology

As automotive technology becomes increasingly complex, the traditional toolbox is virtually obsolete. New technology, like our Tech 2 diagnostic computer, allows us to locate the problem more quickly and fix it. That means more convenience, more competitive cost structures, and more drive time.

Two year parts guarantee

Your Holden is designed to function best with factory approved parts. All Holden approved parts are covered under warranty for two years or 50,000 kilometres.

Six months labour guarantee

We guarantee all labour for six months or 10,000 kilometres. It's another way we show how serious we are about quality.

Fair and open pricing policy

Understandably, one of your concerns will be whether you're paying the right price for servicing. That's why we're committed to a completely transparent consultative service process with strict guidelines for all Holden Dealers.



Holden Servicing

What to expect

Whichever Holden Dealer you choose, here's what you can expect:

- A friendly reception and prompt attention
- A thorough consultative interview to ensure all your requirements are fully understood
- Complete transparency. You will know upfront what needs to be done, how long it will take, how much it will cost, and what your expectations should be
- All prices will be clearly illustrated and explained
- Should additional work be required, we will contact you in advance for approval
- Complete assurance that the service will be performed to the highest standards every time
- Only state-of-the-art Holden approved technical equipment will be used
- A full report and explanation on work performed and costs involved, upon collecting your vehicle

Keeping your Holden running at its best

Prevention is always better than cure. There are a number of simple, regular things you can look out for to keep your Holden running smoothly between service intervals.

Tyres Check air pressure weekly (including spare) to ensure safety, reduce fuel consumption and increase tyre life. Correct air pressures are shown on the tyre placard located in the driver's door. Do not attempt to drive on a flat tyre more than is necessary to safely stop. Driving even short distances may cause irreparable damage.

Tyres should be replaced when:

- Cord or fabric is showing or tread indicators appear. Tread indicators appear as plain bars when only 1.5mm of tread remains
- Tread or sidewall is cut, split or cracked and exposes fabric
- Tyre has a bump or bulge in it
- Tyre has a puncture which cannot be repaired because of size or location of damage

Oil Levels should be checked weekly. Check level when the oil is warm, or when stopping for fuel. Use only specified, recommended grades of oil outlined in the handbook. Oil that is too thin (low viscosity) will increase its consumption, so stick to specified grades. The use of supplemented additives that are not specified in your handbook is not recommended as they will not only increase operating costs but may also be detrimental to the operation of your vehicle.

Washer fluid levels Check and top up washer fluid weekly. For best results, add the correct amount of Holden washer fluid, as specified in your handbook.

Air conditioning (if fitted) The Air conditioning uses power from the vehicle's engine, so you will notice a small decrease in power and a slight increase in fuel consumption when it is in use. Switch air conditioning on for 5-10 minutes once every two weeks (even in winter) to lubricate the air-conditioner system seals. A slight hissing sound may be heard for a short time when air is turned off - this is normal.

Engine coolant Coolant levels should be checked at least weekly.

If required, top up coolant, mixing a solution of Holden coolant and clean fresh water as per the ratio specified in your handbook. Do not top up coolant level beyond the maximum mark. If you find you're having to top up the cooling system more than every two weeks, see your Holden Dealer.

Consult your owner's handbook for a complete list of regular checks and warning indicators.

For your nearest Holden Service Centre Call 1800 033 349 or visit holden.com.au

Paint and body care



Maintaining the optimum level of paint finish

Australia's climate can be very unforgiving on the bright shiny finish of your new Holden. For this reason, Holden uses the most advanced paint technology to ensure maximum protection from the elements. However, if not treated correctly and promptly, the paint finish could still suffer some damage.

Common causes of paint deterioration

Here are some common causes to look out for and treat immediately.

Road bloom If, over a long period of time, oils, dirt, exhaust and other pollutants are allowed to build up, they combine to affect the paint finish.

Etching Tree sap, bird droppings, insects, salt water and other natural deposits can, if allowed to stay on the paint work, leave an etching or scarring. Bird droppings and insects should be washed off immediately.

Pitting Tar spots and some industrial fallout can react chemically and may cause pitting to the surface of the painted finish.

Washing your Holden The easiest way to keep the paint work looking bright and shiny is to keep it clean. But it must be done correctly. We recommend you follow these next steps,

however you may need to adapt this process if you live in an area with water restrictions.

- Never use an automatic wash that has anything that touches the paint other than water
- Wash your Holden once a week to remove any build up of road grime that may have been deposited on the paint work
- Find a cool, shady spot to wash it. Don't ever wash it in direct, hot sunlight
- Hose the car down from top to bottom with cold water. This removes any grit or other loose particles and substances. Don't use a sponge or cloth yet
- Fill a bucket with lukewarm water and add no more than 2 capfuls of gentle detergent. Do not use hot water, strong soap or chemical detergents
- To remove bird droppings, soak with a wet sponge for several minutes before washing off. If still persistent, use a solution of 1 litre of water and 110 grams of dissolved baking soda (bicarbonate of soda). Flush the washed parts with clean water
- Starting with the roof, clean a small section at a time by using a clean sponge that is free of any dirt or grit. Do not allow liquid to dry before rinsing off that section with clean water. When you have completed each section, rinse the whole car again with cold water
- Dry the clean car thoroughly with a good quality chamois

Paint and body care

Removing stains Even with regular washing, some substances are not easy to remove. So, if you notice stains on the paint work, make sure that you remove them at the earliest possible opportunity.

Step 1: Grease and oil, and even tar if it's fresh, can be removed from the paint with a little kerosene or turpentine. As a precaution against staining, wash and polish the area as soon as possible after the stain has been removed.

Warning: Some chemical cleaners used for removing road oils and tars from painted surfaces have been found to be detrimental to automotive paint.

If petrol is spilt on the paint when refilling, flush off immediately with clean water, as petrol has a tendency to stain or soften new paint finish during the weathering out period, particularly when the car is exposed to high temperatures.

Petrol **MUST NOT** be used to clean any painted or plastic surfaces.

Step 2: A rubbing or cutting compound can be used after a normal wash. But this should never be done on a regular basis because it removes paint. Do it only when the gloss of the paint surface has reduced.

Polishing paint work Under normal circumstances, the paint work doesn't need polishing to retain its shine.

A weekly wash will be sufficient. However, the use of a polymer glaze about every 3 months will reduce the effects of road bloom, by removing natural contaminants which can build up on paint work. Do not attempt to apply a polish without first washing to remove loose grit, surface dirt, dust or grease.

Holden care products

To get the best out of your investment, see your Holden Dealer for these recommended car care products.

Description	Usage	Size	Holden part no.
External Care			
Hi Suds Car Wash	Wash away everyday dirt and grime without damaging your vehicle	473ml	92145415
Quick & Easy Speed Finish	Use for a shine when time is not on your side	237ml 473ml	92145132 92145418
Optikleen	Windscreen washer solvent, add to washer bottle to keep windscreen clean	5ml 500ml	92140004 92140005
Tyre & Bumper Shine	Restores tyres and bumpers to a like-new finish	350g	M40383
Wheel Cleaner	Acid free wheel cleaner suitable for all wheels including alloys	750ml	M40276
Degreaser	Removes oil and grease from engines	400g	M37223
Internal Care			
All Purpose Cleaner	Multi purpose cleaner and deodorizer	237ml 473ml	92145130 92145416
Glass Cleaner	Non streaking formula, effectively removes stubborn residues	473ml	92145419
General Purpose Cloth	Microfibre design, high absorption non scratch	–	92145137
Vinyl & Trim Dressing	Protects automotive vinyl & trim, leaves a durable high gloss finish	473 ml	92145417
Leather Care kit			
Leather Protector	Repels dirt and oil as well as providing water resistance to top coated leathers	–	92145143
Leather Cleaner	Removes deeply embedded dirt and stains	–	
Leather Revitaliser	Removes surface dirt whilst remoisturising	–	
Gift Packs			
Essentials Car Care Kit	A handy pack of 5 car care products	–	92145138



Accident guidance

With the large number of cars on the roads, accidents do happen. If you are unfortunate enough to be involved in one, here are some ways you can more easily handle the situation and quickly arrange to have your Holden repaired. You'll also find some useful forms to help you accurately record details of the accident and help you make a claim.

Being prepared – safety equipment

It's a good idea to keep some safety equipment in your Holden, in case of an accident.

- Safety Warning Triangle.
Part number 92140069
- First Aid Kit.
Part number 92175820
- Safety Jumper Leads.
Part number 95710075
- This guide.

Handling the situation

- 1 Stay calm
- 2 Get to a safe place if your car is driveable, for example a side street, to exchange details with the other driver(s)
- 3 Turn off the ignition in case of a fire and apply the park brake
- 4 Check for injuries. If there are any serious injuries call for an Ambulance
- 5 Contact police (as per State requirements) if there are injuries or property damage
- 6 If your car cannot be moved, put on your hazard lights to warn other drivers
- 7 If you have a safety warning triangle, place it 5 metres from the scene of the accident
- 8 Get as much information as you can about the accident using the forms in this guide to help you
- 9 If required, contact Holden Roadside Assistance on 1800 817 100 or your nominated roadside assistance provider – they may be able to offer additional advice

Repairing your Holden

Crash repair parts

There are alternatives to using Holden Genuine Parts. Outlined below are the type of parts available and the importance of using Holden's Genuine Parts.

Holden Genuine Parts Having undergone rigorous testing by Holden engineers, Holden factory approved parts fully meet Holden's original specifications and every Holden Part is covered by Holden's warranty.*

Copy Parts These are essentially cheaper copies of genuine parts or panels. Costs may be reduced by cutting parts of the production process or using thinner or lower quality metals. These products do not have to adhere to the Australian Design Rules (ADR's) and may affect the vehicle's warranty and compromise the safety and design of your Holden.

Second hand or 'Recycled' Parts These parts may be Holden manufactured but they are taken out of vehicles that have been badly damaged or even written off. If this is the case, you may not know what quality you are putting into your Holden. Be extra careful and try to fully check these parts before your Holden is repaired.

Playing it safe Make sure you fit your Holden with Holden Genuine Parts. Every new part goes through Holden's stringent safety requirements to make sure that your vehicle is of the highest standard.

Millions of dollars are spent every year to enhance the safety of your Holden. Each new Holden is fitted with crumple zones and airbags. The chassis and body are fitted with advanced technology around the crumple zones to help reduce damage to yourself in the event of an accident. With Holden's Genuine Parts you'll have the peace of mind that your Holden is safe.

Making sure you have the right insurance

It's important to understand your insurance policy thoroughly. Some policies mean the insurer is able to repair your Holden as cheaply as possible which may mean using non-genuine or recycled parts. If you're not sure, phone your insurance company or agent to check that your policy allows only new Holden Genuine Parts in order to return your vehicle to a condition which is ADR compliant.

Understanding your repairer

Many insurance companies have 'preferred' crash repairers, but at the end of the day you have the final say, and if you're not sure where to get your repairs carried out, then call your local Holden Dealer for a recommendation for a local repairer who uses Holden Genuine Parts. When you finally select a repairer, make sure you read the quote thoroughly. Ask your repairer or insurer if new Holden Genuine Parts will be used.

* Visit holden.com.au or speak to your Holden Dealer for details on Holden's warranties.

Copy the form below and fill out details as required

Accident details

Date of accident / / Time am / pm

Where did the accident happen?

How did the accident happen?

What were the road conditions like?

Sealed Road	Dry	Wet	Other
Unsealed Road	Dry	Wet	Other

What were the weather conditions like?

Fine	Overcast	Rain	Fog	Other
------	----------	------	-----	-------

What vehicle lights were in use?

You

Other Driver

What signals were given?

You

Other Driver

Your approximate speed km/h

Other driver's approximate speed km/h

Estimated distance that you first saw the other vehicle metres

Speed limit km/h

Copy the form below and fill out details as required





Accident details (continued)

Is your car driveable? Yes No

Detail of damage to your vehicle

Draw a diagram of accident below showing, in as much detail as you can, the position of all vehicles and the direction in which they were travelling.

Symbols (use these symbols to help with your diagram)

-  Your car
-  Other car/s
-  Person/Witness
-  Crash

This form is to help you gather the right information from the other driver and to record details regarding a serious accident. This information will assist your claim with your insurance company. Copy the form below and fill out details as required.

Other driver's details

Other driver's name

Address

Postcode State

Other driver's phone no. H:

W: M:

Other driver's licence no.

Other driver's insurance company

Other driver's make and model of vehicle

Other driver's registration no.

Details of damage to other car

Serious accident information

Towing company

Address

Police officer's name

Badge no.

Station Phone no.

Witness' name Phone no.

Witness' name Phone no.

Ensure that only new Genuine Holden Parts are fitted to your Holden by submitting this form to your insurer/assessor. Copy the form below and fill out details as required.

Insurance request form

Dear Insurance assessor,

Please ensure that only new Genuine Holden Parts are fitted to my Holden so that I can be certain it is returned to a condition in which it complies with all ADR's.

Name

Address

Postcode

Phone no. H:

W:

M:

Fax:

Date of accident

Vehicle

Registration no.


Policy no.

Signature

Date

Delivery Address:
GPO BOX 548
MELBOURNE VIC 3001

No stamp required
if posted in Australia



Holden Roadside Assistance
Reply Paid 548
MELBOURNE VIC 8060

Detach envelope and complete application form,
moisten, fold, seal and mail – postage free

Change of Address or Ownership Form

Please advise us immediately of any changes so that we may continue to respond quickly to your calls.

Simply complete and forward this Reply Card to the address printed on the reverse side. No postage stamp is required if posted in Australia.

Sale of Vehicle

If you sell your vehicle, the new owner, and any subsequent owner, is entitled to receive the balance of any Holden Roadside Assistance available to the vehicle. If you are the new owner, please complete the details below and we will forward to you a new Holden Roadside Assistance identification card.

Please tick this box if you do not wish to receive any marketing material from GM Holden, Holden Dealers and other GM entities.

Please print clearly and tick the appropriate boxes:

Change details New owner

Name: _____

Address: _____

City: _____ State: _____ Postcode: _____

Home telephone: _____ Work telephone: _____

Mobile telephone: _____

Email: _____

Current registration number: _____

Previous registration number: _____

ISO VIN number (Card number): _____

Please tell us where you purchased your vehicle

Private sale Auction

Other Dealership, please specify: _____

The Vehicle Identification Number (ISO VIN) is on the ID plate.
Check your Owner's Handbook for its location